


IDEALPLUSING[®]

DC DC Converter



IPS-DTD12S243

Boost Non Isolate DC DC Converter

Contents

| | |
|--|----|
| Main Team | 1 |
| 01 Product Overview | 2 |
| 02 Product Technical Parameters | 5 |
| 03 Model List | 7 |
| Step Down Non Isolate DC DC Converter Model List | 8 |
| 12VDC/24VDC-5VDC(1~100A) Model List | 8 |
| 24VDC-12VDC(1~200A) Model List | 9 |
| 24VDC-19VDC(1~50A) Model List | 10 |
| 36VDC-5VDC(1~150A) Model List | 10 |
| 36VDC-12VDC(1~150A) Model List | 11 |
| 48VDC-12VDC(1~150A) Model List | 12 |
| 48VDC-24VDC(1~125A) Model List | 12 |
| 48VDC-36VDC(1~40A) Model List | 13 |
| 60VDC-5VDC(1~8A) Model List | 13 |
| 60VDC-12VDC(1~50A) Model List | 13 |
| 60VDC-24VDC(1~40A) Model List | 14 |
| 72VDC-5VDC(1~40A) Model List | 14 |
| 72VDC-12VDC(1~50A) Model List | 15 |
| 84VDC-12VDC(1~50A) Model List | 15 |
| Boost Non Isolate DC DC Converter Model List | 15 |
| 5VDC-12VDC(1~8A) Model List | 15 |
| 5VDC-15VDC(1~20A) Model List | 16 |
| 6VDC-12VDC(1~20A) Model List | 16 |
| 12VDC-13.8VDC(1~12A) Model List | 17 |
| 12VDC-15VDC(1~12A) Model List | 17 |
| 12VDC-19VDC (1~20A) Model List | 17 |
| 12VDC-24VDC (1~100A) Model List | 18 |
| 12VDC-28VDC (1~100A) Model List | 18 |
| 12VDC-36VDC (1~40A) Model List | 19 |
| 12VDC-48VDC (1~40A) Model List | 19 |
| 12VDC-56VDC/56.4VDC (1~8A) Model List | 19 |
| 12VDC-60VDC (1~3A) Model List | 19 |
| 24VDC-48VDC (1~60A) Model List | 20 |

| | |
|--|-----------|
| 24VDC-72VDC (1~40A) Model List..... | 20 |
| 48VDC-72VDC (30~45A) Model List..... | 21 |
| (6-20VDC)12VDC-12VDC (1~30A) Model List..... | 21 |
| Boost & Step Down Non Isolate DC DC Converter Model List..... | 21 |
| (6~20VDC)12VDC-12VDC(1~30A) Model List..... | 21 |
| (8~40VDC)12VDC/24VDC-12VDC(1~30A) Model List..... | 22 |
| (9~36VDC)12VDC/24VDC-12.6VDC(1~20A) ---Lithium Battery Charging Model List..... | 22 |
| (6~20VDC)12VDC-13.8VDC(1~30A) Model List..... | 22 |
| (8~40VDC)12VDC/24VDC-13.8VDC(1~30A) Model List..... | 22 |
| (8~36VDC)12VDC/24VDC-13.8VDC(8A & 20A) Battery Charging Model List..... | 23 |
| (8~30VDC)12VDC/24VDC-14.6VDC(3A 8A 12A) Battery Charging Model List..... | 23 |
| (9~36VDC)12VDC/24VDC-19VDC(1~15A) Model List..... | 23 |
| (8~40VDC)12VDC/24VDC-24VDC(1~20A) Model List..... | 23 |
| (18~36VDC)24VDC-24VDC(1~20A) Model List..... | 23 |
| (9~36VDC & 18~36VDC)12/24VDC-27VDC 8A &20A) Lithium Battery Charging Model List..... | 24 |
| (9~36VDC & 18~36VDC)12/24VDC-28VDC 8A &20A) Battery Charging Model List..... | 24 |
| 04 Non Standard Customized..... | 24 |
| 05 Product Wiring..... | 29 |
| 06 Packaging and Shipping..... | 31 |

Thank you for choosing us, we will give you the most satisfactory solution.

Main Team

Our Uniqueness

- Dare to innovate
- Never stop pursuing perfection
- Focus on the power supply field
- Actively respond to various challenges



Our Overseas Sales



Charis Liu



Wechat Code



Whatsapp



Kim Han



Wechat Code



Whatsapp



Victoria Liu



Wechat Code



Whatsapp

01

Product Overview

IDEALPLUSING

DC DC Converter

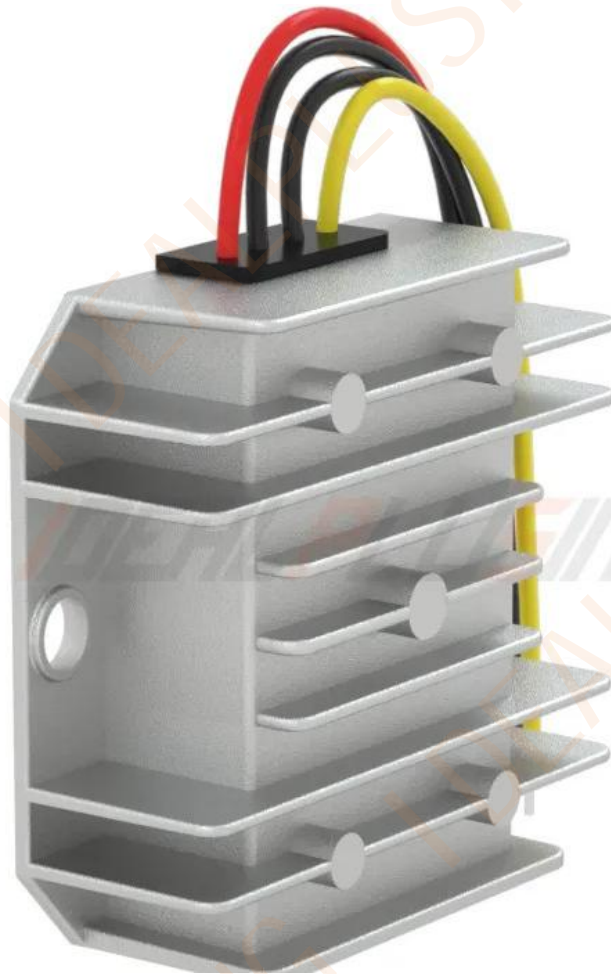
Product Overview

Features

DC/DC converter is a voltage converter which can effectively output fixed voltage after converting input voltage. DC/DC converters are divided into three categories: Boost type, boost & buck type, and buck type.

Three kinds of control can be adopted according to the demand. PWM control type has high efficiency and good output voltage ripple and noise. PFM control type has the advantage of low power consumption even if it is used for a long time, especially under small load.

PFM control is implemented when PWM/PFM converts to small load, and it is automatically converted to PWM control when heavy load occurs. At present, DC-DC converters are widely used in mobile phones, MP3, digital cameras, portable media players and other products. It belongs to chopper circuit in the classification of circuit types.



| |
|--|
| ● Design meeting ROHS / CE |
| ● High efficiency: 93% |
| ● Non-Isolated between input and output |
| ● Internal capacitor: NCC & NICHICON (high reliability) |
| ● 100% full load burn-in test |
| ● Over load, Over temperature and Over voltage protections |
| ● Waterproof level IP65 |
| ● 12 months warranty |

Model Definition

| | |
|--|-------------------------|
| IPS-DTDXXSYZZZ For example : IPS-DTD12S2460 | IPS: IDEALPLUSING Brand |
| | DTD: DC TO DC |
| | XXX: Max input Voltage |
| | YYY: Max output Voltage |
| | ZZZ: Max output Current |

Application

Our products are designed to suit a variety of loads and scenarios, such as trucks, forklifts, buses, logging trucks, electric motors, telecommunications, ships and yachts, LED markets, etc...

02

Product Technical Parameters

IDEALPLUSING

DC DC Converter

Product Technical Parameters

| Technical Performance | Technical Index |
|--|--|
| Brand | IDEALPLUSING |
| Type | NON-Isolated |
| Name | Boost Non Isolate DC DC Converter |
| Model | IPS-DTD12S243 |
| DC Voltage Input | |
| Input Voltage rate | 12VDC |
| Input Voltage range | (9~20VDC) |
| DC Voltage & Current Output | |
| Output Voltage rate | 24VDC |
| Output Current | 3AMPS |
| Output Rate Power | 72Watts |
| Converter Size | 66*57*22 (MM) |
| NW | / |
| Others | |
| Customize | Allow |
| Material of shell | Aluminum |
| Working temp | -20~80°C |
| Efficiency | 93% |
| Waterproof Level | IP65 |
| Protection function | Input instant over-voltage Output over current Chip over-heat protection |
| Customize | From 1-200A Size and weight different if current different |

03

Model List

IDEALPLUSING

DC DC Converter

Model List

Step Down Non Isolate DC DC Converter Model List

| 12VDC/24VDC-5VDC(1~100A) | | | | | | |
|--------------------------|----------------------------|--------------------|--------------------------|-------------------|--------------------|--------------|
| Specification | Input Voltage VDC Range | Output Volt VDC | DC Output Current AMP | Max Power WATT | Size (MM) L*H*W | NW/GW (G) |
| 12V/24V-5V 1A | 8-32VDC | 5VDC | 1A | 5W | 46*27*14 | 35G/50G |
| 12V/24V-5V 1A | 8-30VDC | 5VDC | 1A | 5W | 41*21*15 | 35G/50G |
| 12V/24V-5V 1A | 8-40VDC | 5VDC | 1A | 5W | 46*32*18 | 45G/55G |
| 12V/24V-5V 1A | 8-40VDC | 5VDC | 1A | 5W | 44*24.5*20 | 45G/55G |
| 12V/24V-5V 1A | 8-40VDC | 5VDC | 1A | 5W | 44*24.5*20 | 45G/55G |
| 12V/24V-5V 2A | 8-30VDC | 5VDC | 2A | 10W | 46*27*14 | 35G/50G |
| 12V/24V-5V 2A | 8-40VDC | 5VDC | 2A | 10W | 41*21*15 | 35G/50G |
| 12V/24V-5V 2A | 8-40VDC | 5VDC | 2A | 10W | 46*32*18 | 45G/55G |
| 12V/24V-5V 2A | 8-40VDC | 5VDC | 2A | 10W | 44*24.5*20 | 45G/55G |
| 12V/24V-5V 2A | 8-40VDC | 5VDC | 2A | 10W | 44*24.5*20 | 45G/55G |
| 12V/24V-5V 3A | 8-30VDC | 5VDC | 3A | 15W | 46*27*14 | 35G/50G |
| 12V/24V-5V 3A | 8-40VDC | 5VDC | 3A | 15W | 46*32*18 | 45G/55G |
| 12V/24V-5V 3A | 8-40VDC | 5VDC | 3A | 15W | 41*21*15 | 35G/50G |
| 12V/24V-5V 3A | 8-40VDC | 5VDC | 3A | 15W | 44*24.5*20 | 45G/55G |
| 12V/24V-5V 3A | 8-40VDC | 5VDC | 3A | 15W | 44*24.5*20 | 45G/55G |
| 12V/24V-5V 3A | 8-32VDC | 5VDC | 3A | 15W | 66*57*22 | 100G/125G |
| 12V/24V-5V 4A | 8-40VDC | 5VDC | 4A | 20W | 46*32*18 | 45G/55G |
| 12V/24V-5V 4A | 8-40VDC | 5VDC | 4A | 20W | 44*24.5*20 | 45G/55G |
| 12V/24V-5V 5A | 8-40VDC | 5VDC | 5A | 25W | 46*32*18 | 45G/55G |
| 12V/24V-5V 5A | 8-40VDC | 5VDC | 5A | 25W | 44*24.5*20 | 45G/55G |
| 12V/24V-5V 5A | 8-32VDC | 5VDC | 5A | 25W | 66*57*22 | 100G/125G |
| 12V/24V-5V 5A | 8-40VDC | 5VDC | 5A | 25W | 50*52*15 | 45G/55G |
| 12V/24V-5V 5A | 8-40VDC | 5VDC | 5A | 25W | 74*74*32 | 300G/330G |
| 12V/24V-5V 6A | 8-40VDC | 5VDC | 6A | 30W | 46*32*18 | 50G/60G |
| 12V/24V-5V 6A | 9-40VDC | 5VDC | 6A | 30W | 50*52*15 | 45G/55G |
| 12V/24V-5V 6A | 8-32VDC | 5VDC | 6A | 30W | 75*42*18 | 45G/55G |
| 12V/24V-5V 6A | 8-32VDC | 5VDC | 6A | 30W | 66*57*22 | 100G/125G |
| 12V/24V-5V 6A | 8-40VDC | 5VDC | 6A | 30W | 74*74*32 | 300G/330G |
| 12V/24V-5V 8A | 8-40VDC | 5VDC | 8A | 40W | 46*32*18 | 50G/60G |
| 12V/24V-5V 8A | 9-40VDC | 5VDC | 8A | 40W | 50*52*15 | 45G/55G |
| 12V/24V-5V 8A | 8-32VDC | 5VDC | 8A | 40W | 75*42*18 | 45G/55G |
| 12V/24V-5V 8A | 8-32VDC | 5VDC | 8A | 40W | 66*57*22 | 100G/125G |
| 12V/24V-5V 8A | 8-40VDC | 5VDC | 8A | 40W | 74*74*32 | 300G/330G |
| 12V/24V-5V 10A | 8-32VDC | 5VDC | 10A | 50W | 75*42*18 | 50G/60G |
| 12V/24V-5V 10A | 8-32VDC | 5VDC | 10A | 50W | 66*57*22 | 100G/125G |
| 12V/24V-5V 10A | 8-40VDC | 5VDC | 10A | 50W | 74*74*32 | 300G/330G |

| | | | | | | |
|-----------------|---------|------|------|------|------------|-------------|
| 12V/24V-5V 15A | 8-32VDC | 5VDC | 15A | 75W | 74*74*32 | 300G/330G |
| 12V/24V-5V 20A | 8-32VDC | 5VDC | 20A | 100W | 74*74*32 | 300G/330G |
| 12V/24V-5V 25A | 8-32VDC | 5VDC | 25A | 125W | 74*74*32 | 300G/330G |
| 12V/24V-5V 30A | 8~40VDC | 5VDC | 30A | 150W | 74*74*32 | 300G/330G |
| 12V/24V-5V 40A | 8-32VDC | 5VDC | 40A | 200W | 100*80*39 | 500G/550G |
| 12V/24V-5V 50A | 8-32VDC | 5VDC | 50A | 250W | 100*80*39 | 500G/550G |
| 12V/24V-5V 60A | 8-32VDC | 5VDC | 60A | 300W | 150*127*63 | 1600G/1800G |
| 12V/24V-5V 100A | 8-32VDC | 5VDC | 100A | 500W | 150*130*50 | 2500G/3000G |

| 24VDC-12VDC(1~200A) | | | | | | |
|---------------------|----------------------------|--------------------|--------------------------|-------------------|--------------------------|--------------|
| Specification | Input Voltage VDC Range | Output Volt VDC | DC Output Current AMP | Max Power WATT | Size (MM) L*H*W | NW/GW (G) |
| 24VDC-12VDC 3A | 15-32VDC | 12VDC | 3A | 36W | 44*24.5*20 | 45G/55G |
| 24VDC-12VDC 3A | 15-32VDC | 12VDC | 3A | 36W | 46*27*14 | 45G/55G |
| 24VDC-12VDC 3A | 15-32VDC | 12VDC | 3A | 36W | 46*32*18 | 45G/55G |
| 24VDC-12VDC 3A | 15-32VDC | 12VDC | 3A | 36W | 44*24.5*20 Gold Color | 45G/55G |
| 24VDC-12VDC 3A | 15-36VDC | 12VDC | 3A | 36W | 46*27*14 | 45G/55G |
| 24VDC-12VDC 3.5A | 15-36VDC | 12VDC | 3.5 | 42W | 46*32*18 | 45G/55G |
| 24VDC-12VDC 5A | 15-36VDC | 12VDC | 5A | 60W | 46*32*18 | 45G/55G |
| 24VDC-12VDC 5A | 15-36VDC | 12VDC | 5A | 60W | 25*52*15 | 65G/75G |
| 24VDC-12VDC 5A | 15-40VDC | 12VDC | 5A | 60W | 46*32*18 | 45G/55G |
| 24VDC-12VDC 5A | 15-40VDC | 12VDC | 5A | 60W | 44*24.5*20 | 45G/55G |
| 24VDC-12VDC 5A | 15-40VDC | 12VDC | 5A | 60W | 44*24.5*20 | 45G/55G |
| 24VDC-12VDC 5A | 15-40VDC | 12VDC | 5A | 60W | 66*57*22 | 100G/125G |
| 24VDC-12VDC 5A | 15-40VDC | 12VDC | 5A | 60W | 50*52*15 | 45G/55G |
| 24VDC-12VDC 10A | 18~32VDC | 12VDC | 10A | 120W | 75*42*18 | 45G/55G |
| 24VDC-12VDC 10A | 15-40VDC | 12VDC | 10A | 120W | 50*52*15 | 45G/55G |
| 24VDC-12VDC 10A | 18~32VDC | 12VDC | 10A | 120W | 66*57*22 | 100G/125G |
| 24VDC-12VDC 10A | 18~32VDC | 12VDC | 10A | 120W | 74*74*32 | 300G/330G |
| 24VDC-12VDC 12A | 18~32VDC | 12VDC | 12A | 144W | 74*74*32 | 300G/330G |
| 24VDC-12VDC 15A | 18~32VDC | 12VDC | 15A | 180W | 74*74*32 | 300G/330G |
| 24VDC-12VDC 18A | 18~32VDC | 12VDC | 18A | 216W | 74*74*32 | 300G/330G |
| 24VDC-12VDC 20A | 18~32VDC | 12VDC | 20A | 240W | 74*74*32 | 300G/330G |
| 24VDC-12VDC 22A | 15-40VDC | 12VDC | 22A | 264W | 74*74*32 | 300G/330G |
| 24VDC-12VDC 25A | 15-40VDC | 12VDC | 25A | 300W | 74*74*32 | 300G/330G |
| 24VDC-12VDC 28A | 15-40VDC | 12VDC | 28A | 336W | 74*74*32 | 300G/330G |
| 24VDC-12VDC 30A | 15-40VDC | 12VDC | 30A | 360W | 74*74*32 | 300G/330G |
| 24VDC-12VDC 30A | 15-30VDC | 12VDC | 30A | 360W | 100*80*39 | 500G/550G |
| 24VDC-12VDC 40A | 18~32VDC | 12VDC | 40A | 480W | 100*80*39 | 500G/550G |
| 24VDC-12VDC 40A | 18~32VDC | 12VDC | 40A | 480W | 108*80*45 | 700G/900G |
| 24VDC-12VDC 50A | 18~32VDC | 12VDC | 50A | 600W | 150*127*63 | 1600G/1800G |
| 24VDC-12VDC 60A | 18~32VDC | 12VDC | 60A | 720W | 150*127*63 | 1600G/1800G |

| | | | | | | |
|------------------|----------|-------|------|-------|------------|-------------|
| 24VDC-12VDC 60A | 18~32VDC | 12VDC | 60A | 720W | 160*113*35 | 1600G/1800G |
| 24VDC-12VDC 85A | 18~32VDC | 12VDC | 85A | 1020W | 220*127*63 | 2500G/3000G |
| 24VDC-12VDC 100A | 18~32VDC | 12VDC | 100A | 1200W | 220*127*63 | 2500G/3000G |
| 24VDC-12VDC 120A | 18~32VDC | 12VDC | 120A | 1440W | 300*127*63 | 3500G/4000G |
| 24VDC-12VDC 150A | 18~32VDC | 12VDC | 150A | 1800W | 220*156*65 | 7000G/8000G |
| 24VDC-12VDC 150A | 18~32VDC | 12VDC | 165A | 1980W | 220*156*65 | 7000G/8000G |
| 24VDC-12VDC 200A | 18~32VDC | 12VDC | 200A | 2400W | 220*156*65 | 3700G/4500G |

| 24VDC-19VDC(1~50A) | | | | | | |
|--------------------|----------------------------|---------------------|--------------------------|-------------------|--------------------|--------------|
| Specification | Input Voltage VDC Range | Output Volts VDC | DC Output Current AMP | Max Power WATT | Size (MM) L*H*W | NW/GW (G) |
| 24VDC-19VDC 1A | 18-40VDC | 19VDC | 1A | 19W | 46*32*18 | 45G/55G |
| 24VDC-19VDC 1A | 18-40VDC | 19VDC | 1A | 19W | 44*24.5*20 | 45G/55G |
| 24VDC-19VDC 1A | 18-40VDC | 19VDC | 1A | 19W | 44*24.5*20 | 45G/55G |
| 24VDC-19VDC 2A | 18-40VDC | 19VDC | 2A | 38W | 46*32*18 | 45G/55G |
| 24VDC-19VDC 2A | 18-40VDC | 19VDC | 2A | 38W | 44*24.5*20 | 45G/55G |
| 24VDC-19VDC 2A | 18-40VDC | 19VDC | 2A | 38W | 44*24.5*20 | 45G/55G |
| 24VDC-19VDC 3A | 18-40VDC | 19VDC | 3A | 57W | 46*32*18 | 45G/55G |
| 24VDC-19VDC 3A | 18-40VDC | 19VDC | 3A | 57W | 44*24.5*20 | 45G/55G |
| 24VDC-19VDC 3A | 18-40VDC | 19VDC | 3A | 57W | 44*24.5*20 | 45G/55G |
| 24VDC-19VDC 4A | 18-40VDC | 19VDC | 4A | 76W | 46*32*18 | 45G/55G |
| 24VDC-19VDC 4A | 18-40VDC | 19VDC | 4A | 76W | 44*24.5*20 | 45G/55G |
| 24VDC-19VDC 4A | 18-40VDC | 19VDC | 4A | 76W | 44*24.5*20 | 45G/55G |
| 24VDC-19VDC 5A | 18-40VDC | 19VDC | 5A | 94W | 46*32*18 | 45G/55G |
| 24VDC-19VDC 5A | 18-40VDC | 19VDC | 5A | 94W | 44*24.5*20 | 45G/55G |
| 24VDC-19VDC 5A | 18-40VDC | 19VDC | 5A | 94W | 44*24.5*20 | 45G/55G |
| 24VDC-19VDC 10A | 18-40VDC | 19VDC | 10A | 190W | 74*74*32 | 300G/330G |
| 24VDC-19VDC 15A | 18-40VDC | 19VDC | 15A | 285W | 74*74*32 | 300G/330G |
| 24VDC-19VDC 20A | 18-40VDC | 19VDC | 20A | 380W | 74*74*32 | 300G/330G |
| 24VDC-19VDC 25A | 18-40VDC | 19VDC | 25A | 475W | 74*74*32 | 300G/330G |
| 24VDC-19VDC 30A | 18-40VDC | 19VDC | 30A | 570W | 100*80*39 | 500G/550G |
| 24VDC-19VDC 35A | 18-40VDC | 19VDC | 35A | 665W | 100*80*39 | 500G/550G |

| 36VDC-5VDC(1~150A) | | | | | | |
|--------------------|----------------------------|---------------------|--------------------------|-------------------|--------------------|--------------|
| Specification | Input Voltage VDC Range | Output Volts VDC | DC Output Current AMP | Max Power WATT | Size (MM) L*H*W | NW/GW (G) |
| 24VDC-19VDC 1A | 18-40VDC | 19VDC | 1A | 19W | 46*32*18 | 45G/55G |
| 24VDC-19VDC 1A | 18-40VDC | 19VDC | 1A | 19W | 44*24.5*20 | 45G/55G |
| 24VDC-19VDC 1A | 18-40VDC | 19VDC | 1A | 19W | 44*24.5*20 | 45G/55G |
| 24VDC-19VDC 2A | 18-40VDC | 19VDC | 2A | 38W | 46*32*18 | 45G/55G |
| 24VDC-19VDC 2A | 18-40VDC | 19VDC | 2A | 38W | 44*24.5*20 | 45G/55G |
| 24VDC-19VDC 2A | 18-40VDC | 19VDC | 2A | 38W | 44*24.5*20 | 45G/55G |
| 24VDC-19VDC 3A | 18-40VDC | 19VDC | 3A | 57W | 46*32*18 | 45G/55G |
| 24VDC-19VDC 3A | 18-40VDC | 19VDC | 3A | 57W | 44*24.5*20 | 45G/55G |

| | | | | | | |
|-----------------|----------|-------|-----|------|------------|-----------|
| 24VDC-19VDC 3A | 18-40VDC | 19VDC | 3A | 57W | 44*24.5*20 | 45G/55G |
| 24VDC-19VDC 4A | 18-40VDC | 19VDC | 4A | 76W | 46*32*18 | 45G/55G |
| 24VDC-19VDC 4A | 18-40VDC | 19VDC | 4A | 76W | 44*24.5*20 | 45G/55G |
| 24VDC-19VDC 4A | 18-40VDC | 19VDC | 4A | 76W | 44*24.5*20 | 45G/55G |
| 24VDC-19VDC 5A | 18-40VDC | 19VDC | 5A | 94W | 46*32*18 | 45G/55G |
| 24VDC-19VDC 5A | 18-40VDC | 19VDC | 5A | 94W | 44*24.5*20 | 45G/55G |
| 24VDC-19VDC 5A | 18-40VDC | 19VDC | 5A | 94W | 44*24.5*20 | 45G/55G |
| 24VDC-19VDC 10A | 18-40VDC | 19VDC | 10A | 190W | 74*74*32 | 300G/330G |
| 24VDC-19VDC 15A | 18-40VDC | 19VDC | 15A | 285W | 74*74*32 | 300G/330G |
| 24VDC-19VDC 20A | 18-40VDC | 19VDC | 20A | 380W | 74*74*32 | 300G/330G |
| 24VDC-19VDC 25A | 18-40VDC | 19VDC | 25A | 475W | 74*74*32 | 300G/330G |
| 24VDC-19VDC 30A | 18-40VDC | 19VDC | 30A | 570W | 100*80*39 | 500G/550G |
| 24VDC-19VDC 35A | 18-40VDC | 19VDC | 35A | 665W | 100*80*39 | 500G/550G |

| 36VDC-12VDC(1~150A) | | | | | | |
|-----------------------|----------------------------|---------------------|--------------------------|-------------------|--------------------|--------------|
| Specification | Input Voltage VDC Range | Output Volts VDC | DC Output Current AMP | Max Power WATT | Size (MM) L*H*W | NW/GW (G) |
| 24/36/48VDC-12VDC 1A | 8-60VDC | 12VDC | 1A | 12W | 46*32*18 | 45G/55G |
| 24/36/48VDC-12VDC 1A | 9-60VDC | 12VDC | 1A | 12W | 50*52*15 | 70G/85G |
| 24/36/48VDC-12VDC 1A | 8-60VDC | 12VDC | 1A | 12W | 44*24.5*20 | 45G/55G |
| 24/36/48VDC-12VDC 2A | 8-60VDC | 12VDC | 2A | 24W | 46*32*18 | 45G/55G |
| 24/36/48VDC-12VDC 2A | 8-60VDC | 12VDC | 2A | 24W | 44*24.5*20 | 45G/55G |
| 24/36/48VDC-12VDC 3A | 8-60VDC | 12VDC | 3A | 36W | 46*32*18 | 45G/55G |
| 24/36/48VDC-12VDC 8A | 9-60VDC | 12VDC | 3A | 36W | 50*52*15 | 70G/85G |
| 24/36/48VDC-12VDC 3A | 8-60VDC | 12VDC | 3A | 36W | 44*24.5*20 | 45G/55G |
| 24/36/48VDC-12VDC 3A | 9-60VDC | 12VDC | 3A | 36W | 58*40*22 | 97G/110G |
| 24/36/48VDC-12VDC 8A | 9-60VDC | 12VDC | 5A | 60W | 50*52*15 | 70G/85G |
| 24/36/48VDC-12VDC 5A | 9-60VDC | 12VDC | 5A | 60W | 58*40*22 | 97G/110G |
| 24/36/48VDC-12VDC 6A | 9-60VDC | 12VDC | 6A | 72W | 58*40*22 | 97G/110G |
| 24/36/48VDC-12VDC 7A | 9-60VDC | 12VDC | 7A | 84W | 58*40*22 | 97G/110G |
| 24/36/48VDC-12VDC 8A | 9-60VDC | 12VDC | 8A | 96W | 58*40*22 | 97G/110G |
| 24/36/48VDC-12VDC 8A | 9-60VDC | 12VDC | 8A | 96W | 66*57*22 | 100G/125G |
| 24/36/48VDC-12VDC 10A | 9-60VDC | 12VDC | 10A | 120W | 66*57*22 | 100G/125G |
| 24/36/48VDC-12VDC 10A | 20-80VDC | 12VDC | 10A | 120W | 74*74*32 | 300G/330G |
| 24/36/48VDC-12VDC 15A | 20-80VDC | 12VDC | 15A | 180W | 74*74*32 | 300G/330G |
| 24/36/48VDC-12VDC 20A | 30-60VDC | 12VDC | 20A | 240W | 74*74*32 | 300G/330G |
| 24/36/48VDC-12VDC 20A | 30-60VDC | 12VDC | 20A | 240W | 100*80*39 | 500G/550G |
| 24/36/48VDC-12VDC 25A | 30-60VDC | 12VDC | 25A | 300W | 100*80*39 | 500G/550G |
| 24/36/48VDC-12VDC 30A | 30-60VDC | 12VDC | 30A | 360W | 100*80*39 | 500G/550G |
| 36/48VDC-12VDC 40A | 30-60VDC | 12VDC | 40A | 480W | 100*113*35 | 700G/900G |
| 36/48VDC-12VDC 50A | 30-60VDC | 12VDC | 50A | 600W | 150*127*63 | 1600G/1800G |
| 36/48VDC-12VDC 60A | 30-60VDC | 12VDC | 60A | 720W | 150*127*63 | 1600G/1800G |
| 36/48VDC-12VDC 80A | 30-60VDC | 12VDC | 80A | 960W | 220*130*50 | 2500G/3000G |

| | | | | | | |
|---------------------|----------|-------|------|-------|------------|-------------|
| 36/48VDC-12VDC 100A | 30-60VDC | 12VDC | 100A | 1200W | 220*130*50 | 2500G/3000G |
| 36/48VDC-12VDC 150A | 30-60VDC | 12VDC | 150A | 1800W | 220*156*65 | 3500G/4000G |

| 48VDC-12VDC(1~150A) | | | | | | |
|-----------------------|----------------------------|---------------------|--------------------------|-------------------|--------------------|--------------|
| Specification | Input Voltage VDC Range | Output Volts VDC | DC Output Current AMP | Max Power WATT | Size (MM) L*H*W | NW/GW (G) |
| 24/36/48VDC-12VDC 1A | 15-58VDC | 12VDC | 1A | 12W | 46*32*18 | 45G/55G |
| 24/36/48VDC-12VDC 1A | 15-58VDC | 12VDC | 1A | 12W | 44*24.5*20 | 45G/55G |
| 24/36/48VDC-12VDC 1A | 15-58VDC | 12VDC | 1A | 12W | 44*24.5*20 | 45G/55G |
| 24/36/48VDC-12VDC 2A | 15-58VDC | 12VDC | 2A | 24W | 46*32*18 | 45G/55G |
| 24/36/48VDC-12VDC 2A | 15-58VDC | 12VDC | 2A | 24W | 44*24.5*20 | 45G/55G |
| 24/36/48VDC-12VDC 2A | 15-58VDC | 12VDC | 2A | 24W | 44*24.5*20 | 45G/55G |
| 24/36/48VDC-12VDC 3A | 15-58VDC | 12VDC | 3A | 36W | 46*32*18 | 45G/55G |
| 24/36/48VDC-12VDC 3A | 15-58VDC | 12VDC | 3A | 36W | 44*24.5*20 | 45G/55G |
| 24/36/48VDC-12VDC 3A | 15-58VDC | 12VDC | 3A | 36W | 44*24.5*20 | 45G/55G |
| 36/48VDC-12VDC 3A | 30-60VDC | 12VDC | 3A | 36W | 66*57*22 | 100G/125G |
| 36/48VDC-12VDC 5A | 30-60VDC | 12VDC | 5A | 60W | 66*57*22 | 100G/125G |
| 24/36/48VDC-12VDC 6A | 20-60VDC | 12VDC | 6A | 72W | 66*57*22 | 100G/125G |
| 24/36/48VDC-12VDC 8A | 20-60VDC | 12VDC | 8A | 96W | 58*40*22 | 100G/125G |
| 24/36/48VDC-12VDC 8A | 20-60VDC | 12VDC | 8A | 96W | 66*57*22 | 100G/125G |
| 24/36/48VDC-12VDC 10A | 20-60VDC | 12VDC | 10A | 120W | 58*40*22 | 100G/125G |
| 36/48VDC-12VDC 10A | 30-60VDC | 12VDC | 10A | 120W | 74*74*32 | 300G/330G |
| 36/48VDC-12VDC 15A | 30-60VDC | 12VDC | 15A | 180W | 74*74*32 | 300G/330G |
| 36/48VDC-12VDC 20A | 30-60VDC | 12VDC | 20A | 240W | 74*74*32 | 300G/330G |
| 36/48VDC-12VDC 25A | 30-60VDC | 12VDC | 25A | 300W | 100*80*39 | 500G/550G |
| 36/48VDC-12VDC 30A | 30-60VDC | 12VDC | 30A | 360W | 100*80*39 | 500G/550G |
| 36/48VDC-12VDC 40A | 30-60VDC | 12VDC | 40A | 480W | 100*113*35 | 700G/900G |
| 36/48VDC-12VDC 50A | 30-60VDC | 12VDC | 50A | 600W | 150*127*63 | 1600G/1800G |
| 36/48VDC-12VDC 60A | 30-60VDC | 12VDC | 60A | 720W | 150*127*63 | 1600G/1800G |
| 36/48VDC-12VDC 100A | 30-60VDC | 12VDC | 100A | 1200W | 220*130*50 | 2500G/3000G |
| 36/48VDC-12VDC 150A | 30-60VDC | 12VDC | 150A | 1800W | 220*156*65 | 3500G/4000G |

| 48VDC-24VDC(1~125A) | | | | | | |
|---------------------|----------------------------|---------------------|--------------------------|-------------------|--------------------|--------------|
| Specification | Input Voltage VDC Range | Output Volts VDC | DC Output Current AMP | Max Power WATT | Size (MM) L*H*W | NW/GW (G) |
| 36/48VDC-24VDC 1A | 30-60VDC | 24VDC | 1A | 24W | 46*32*18 | 45G/55G |
| 36/48VDC-24VDC 1A | 30-60VDC | 24VDC | 1A | 24W | 44*24.5*20 | 45G/55G |
| 36/48VDC-24VDC 2A | 30-60VDC | 24VDC | 2A | 48W | 66*57*22 | 100G/125G |
| 36/48VDC-24VDC 2A | 30-60VDC | 24VDC | 2A | 48W | 44*24.5*20 | 45G/55G |
| 36/48VDC-24VDC 3A | 30-60VDC | 24VDC | 3A | 72W | 58*40*22 | 100G/125G |
| 36/48VDC-24VDC 3A | 30-60VDC | 24VDC | 3A | 72W | 66*57*22 | 100G/125G |
| 36/48VDC-24VDC 4A | 30-60VDC | 24VDC | 4A | 96W | 58*40*22 | 100G/125G |
| 36/48VDC-24VDC 4A | 30-60VDC | 24VDC | 4A | 96W | 66*57*22 | 100G/125G |
| 36/48VDC-24VDC 5A | 30-60VDC | 24VDC | 5A | 120W | 58*40*22 | 100G/125G |

| | | | | | | |
|---------------------|----------|-------|------|-------|------------|-------------|
| 36/48VDC-24VDC 5A | 30-60VDC | 24VDC | 5A | 120W | 66*57*22 | 100G/125G |
| 36/48VDC-24VDC 5A | 30-60VDC | 24VDC | 5A | 120W | 74*74*32 | 300G/330G |
| 36/48VDC-24VDC 6A | 30-60VDC | 24VDC | 6A | 144W | 66*57*22 | 100G/125G |
| 36/48VDC-24VDC 6A | 30-60VDC | 24VDC | 6A | 144W | 66*57*22 | 100G/125G |
| 36/48VDC-24VDC 6A | 30-60VDC | 24VDC | 6A | 144W | 74*74*32 | 300G/330G |
| 36/48VDC-24VDC 10A | 30-60VDC | 24VDC | 10A | 240W | 74*74*32 | 300G/330G |
| 36/48VDC-24VDC 15A | 30-60VDC | 24VDC | 15A | 384W | 74*74*32 | 300G/330G |
| 36/48VDC-24VDC 20A | 30-60VDC | 24VDC | 20A | 480W | 100*80*39 | 500G/550G |
| 36/48VDC-24VDC 30A | 30-60VDC | 24VDC | 30A | 720W | 100*80*39 | 500G/550G |
| 36/48VDC-24VDC 40A | 30-60VDC | 24VDC | 40A | 960W | 150*127*63 | 1600G/1800G |
| 36/48VDC-24VDC 50A | 30-60VDC | 24VDC | 50A | 1200W | 220*127*63 | 2500G/3000G |
| 36/48VDC-24VDC 60A | 30-60VDC | 24VDC | 60A | 1440W | 220*127*63 | 2500G/3000G |
| 36/48VDC-24VDC 80A | 30-60VDC | 24VDC | 80A | 1920W | 220*130*50 | 2500G/3000G |
| 36/48VDC-24VDC 100A | 30-60VDC | 24VDC | 100A | 2400W | 220*130*50 | 2500G/3000G |
| 36/48VDC-24VDC 125A | 30-60VDC | 24VDC | 125A | 3000W | 220*156*65 | 3300G/3500G |

48VDC-36VDC(1~40A)

| Specification | Input Voltage VDC Range | Output Volts VDC | DC Output Current AMP | Max Power WATT | Size (MM) L*H*W | NW/GW (G) |
|----------------|----------------------------|---------------------|--------------------------|-------------------|--------------------|--------------|
| 48VDC-36VDC 1A | 40~60VDC | 36VDC | 1A | 36W | 58*40*22 | 100G/125G |
| 48VDC-36VDC 2A | 40~60VDC | 36VDC | 2A | 72W | 58*40*22 | 100G/125G |
| 48VDC-36VDC 3A | 40~60VDC | 36VDC | 3A | 108W | 58*40*22 | 100G/125G |
| 48VDC-36VDC 4A | 40~60VDC | 36VDC | 4A | 144W | 74*74*32 | 300G/330G |
| 48VDC-36VDC 5A | 40~60VDC | 36VDC | 5A | 180W | 74*74*32 | 300G/330G |
| 48VDC-36VDC 6A | 40~60VDC | 36VDC | 6A | 216W | 74*74*32 | 300G/330G |
| 48VDC-36VDC 8A | 40~60VDC | 36VDC | 8A | 288W | 74*74*32 | 300G/330G |

60VDC-5VDC(1~8A)

| Specification | Input Voltage VDC Range | Output Volts VDC | DC Output Current AMP | Max Power WATT | Size (MM) L*H*W | NW/GW (G) |
|----------------------------|----------------------------|---------------------|--------------------------|-------------------|--------------------|--------------|
| 12/24/36/48/60VDC-5VDC 1A | 8~72VDC | 5VDC | 1A | 5W | 74*74*32 | 300G/330G |
| 12/24/36/48/60VDC-5VDC 2A | 8~72VDC | 5VDC | 2A | 10W | 74*74*32 | 300G/330G |
| 12/24/36/48/60VDC-5VDC 3A | 8~72VDC | 5VDC | 3A | 15W | 74*74*32 | 300G/330G |
| 12/24/36/48/60VDC-5VDC 4A | 8~72VDC | 5VDC | 4A | 20W | 74*74*32 | 300G/330G |
| 12/24/36/48/60VDC-5VDC 5A | 8~72VDC | 5VDC | 5A | 25W | 74*74*32 | 300G/330G |
| 12/24/36/48/60VDC-5VDC 6A | 8~72VDC | 5VDC | 6A | 30W | 74*74*32 | 300G/330G |
| 12/24/36/48/60VDC-5VDC 8A | 8~72VDC | 5VDC | 8A | 40W | 74*74*32 | 300G/330G |
| 12/24/36/48/60VDC-5VDC 10A | 8~72VDC | 5VDC | 10A | 50W | 74*74*32 | 300G/330G |
| 12/24/36/48/60VDC-5VDC 12A | 8~72VDC | 5VDC | 12A | 60W | 74*74*32 | 300G/330G |
| 12/24/36/48/60VDC-5VDC 15A | 8~72VDC | 5VDC | 15A | 75W | 74*74*32 | 300G/330G |
| 12/24/36/48/60VDC-5VDC 18A | 8~72VDC | 5VDC | 18A | 90W | 74*74*32 | 300G/330G |

60VDC-12VDC(1~50A)

| Specification | Input Voltage | Output Volts | DC Output | Max Power | Size (MM) | NW/GW |
|---------------|---------------|--------------|-----------|-----------|-----------|-------|
|---------------|---------------|--------------|-----------|-----------|-----------|-------|

| | VDC Range | VDC | Current AMP | WATT | L*H*W | (G) |
|--------------------------|-----------|-------|-------------|------|------------|-------------|
| 48/60/72/84VDC-12VDC 1A | 40~90VDC | 12VDC | 1A | 12W | 74*74*32 | 300G/330G |
| 48/60/72/84VDC-12VDC 2A | 40~90VDC | 12VDC | 2A | 24W | 74*74*32 | 300G/330G |
| 48/60/72/84VDC-12VDC 3A | 40~90VDC | 12VDC | 3A | 36W | 74*74*32 | 300G/330G |
| 48/60/72/84VDC-12VDC 4A | 40~90VDC | 12VDC | 4A | 48W | 74*74*32 | 300G/330G |
| 48/60/72/84VDC-12VDC 5A | 40~90VDC | 12VDC | 5A | 60W | 74*74*32 | 300G/330G |
| 48/60/72/84VDC-12VDC 6A | 40~90VDC | 12VDC | 6A | 72W | 74*74*32 | 300G/330G |
| 48/60/72/84VDC-12VDC 8A | 40~90VDC | 12VDC | 8A | 96W | 74*74*32 | 300G/330G |
| 48/60/72/84VDC-12VDC 10A | 40~90VDC | 12VDC | 10A | 120W | 74*74*32 | 300G/330G |
| 48/60/72/84VDC-12VDC 15A | 40~90VDC | 12VDC | 15A | 180W | 100*80*39 | 500G/550G |
| 48/60/72/84VDC-12VDC 20A | 40~90VDC | 12VDC | 20A | 240W | 100*80*39 | 500G/550G |
| 48/60/72/84VDC-12VDC 20A | 40~90VDC | 12VDC | 20A | 240W | 100*113*35 | 700G/900G |
| 48/60/72/84VDC-12VDC 30A | 40~90VDC | 12VDC | 30A | 360W | 100*113*35 | 700G/900G |
| 48/60/72/84VDC-12VDC 40A | 40~90VDC | 12VDC | 40A | 480W | 160*113*35 | 1500G/2000G |

| 60VDC-24VDC(1~40A) | | | | | | |
|--------------------------|----------------------------|---------------------|--------------------------|-------------------|--------------------|--------------|
| Specification | Input Voltage VDC Range | Output Volts VDC | DC Output Current AMP | Max Power WATT | Size (MM) L*H*W | NW/GW (G) |
| 36/48/60VDC-24VDC 1A | 30-72VDC | 24VDC | 1A | 24W | 74*74*32 | 300G/330G |
| 36/48/60VDC-24VDC 2A | 30-72VDC | 24VDC | 2A | 48W | 74*74*32 | 300G/330G |
| 36/48/60VDC-24VDC 3A | 30-72VDC | 24VDC | 3A | 72W | 74*74*32 | 300G/330G |
| 36/48/60VDC-24VDC 4A | 30-72VDC | 24VDC | 4A | 96W | 74*74*32 | 300G/330G |
| 36/48/60VDC-24VDC 5A | 30-72VDC | 24VDC | 5A | 120W | 74*74*32 | 300G/330G |
| 36/48/60VDC-24VDC 6A | 30-72VDC | 24VDC | 6A | 144W | 74*74*32 | 300G/330G |
| 36/48/60VDC-24VDC 8A | 30-72VDC | 24VDC | 8A | 192W | 74*74*32 | 300G/330G |
| 36/48/60VDC-24VDC 10A | 30-72VDC | 24VDC | 10A | 240W | 74*74*32 | 300G/330G |
| 36/48/60VDC-24VDC 12A | 30-72VDC | 24VDC | 12A | 288W | 74*74*32 | 300G/330G |
| 48/60/72/84VDC-24VDC 15A | 40~90VDC | 24VDC | 15A | 360W | 100*80*39 | 500G/550G |
| 48/60/72/84VDC-24VDC 20A | 40~90VDC | 24VDC | 20A | 480W | 100*80*39 | 500G/550G |
| 48/60/72/84VDC-24VDC 30A | 40~90VDC | 24VDC | 30A | 720W | 160*113*35 | 1500G/2000G |
| 48/60/72/84VDC-24VDC 40A | 40~90VDC | 24VDC | 40A | 960W | 150*130*50 | 1500G/2000G |

| 72VDC-5VDC(1~40A) | | | | | | |
|---------------------------------|----------------------------|---------------------|--------------------------|-------------------|--------------------|--------------|
| Specification | Input Voltage VDC Range | Output Volts VDC | DC Output Current AMP | Max Power WATT | Size (MM) L*H*W | NW/GW (G) |
| 12/24/36/48/60/72/84VDC-5VDC 1A | 8-90VDC | 5VDC | 1A | 5W | 74*74*32 | 300G/330G |
| 12/24/36/48/60/72/84VDC-5VDC 2A | 8-90VDC | 5VDC | 2A | 10W | 74*74*32 | 300G/330G |
| 12/24/36/48/60/72/84VDC-5VDC 3A | 8-90VDC | 5VDC | 3A | 15W | 74*74*32 | 300G/330G |
| 12/24/36/48/60/72/84VDC-5VDC 4A | 8-90VDC | 5VDC | 4A | 20W | 74*74*32 | 300G/330G |
| 12/24/36/48/60/72/84VDC-5VDC 5A | 8-90VDC | 5VDC | 5A | 25W | 74*74*32 | 300G/330G |
| 12/24/36/48/60/72/84VDC-5VDC 6A | 8-90VDC | 5VDC | 6A | 30W | 74*74*32 | 300G/330G |
| 12/24/36/48/60/72/84VDC-5VDC 8A | 8-90VDC | 5VDC | 8A | 40W | 74*74*32 | 300G/330G |

| 72VDC-12VDC(1~50A) | | | | | | |
|--------------------------|----------------------------|---------------------|--------------------------|-------------------|--------------------|--------------|
| Specification | Input Voltage VDC Range | Output Volts VDC | DC Output Current AMP | Max Power WATT | Size (MM) L*H*W | NW/GW (G) |
| 48/60/72/84VDC-12VDC 1A | 30~90VDC | 12VDC | 1A | 12W | 74*74*32 | 300G/330G |
| 48/60/72/84VDC-12VDC 2A | 30~90VDC | 12VDC | 2A | 24W | 74*74*32 | 300G/330G |
| 48/60/72/84VDC-12VDC 3A | 30~90VDC | 12VDC | 3A | 36W | 74*74*32 | 300G/330G |
| 48/60/72/84VDC-12VDC 4A | 30~90VDC | 12VDC | 4A | 48W | 74*74*32 | 300G/330G |
| 48/60/72/84VDC-12VDC 5A | 30~90VDC | 12VDC | 5A | 60W | 74*74*32 | 300G/330G |
| 48/60/72/84VDC-12VDC 6A | 30~90VDC | 12VDC | 6A | 72W | 74*74*32 | 300G/330G |
| 48/60/72/84VDC-12VDC 8A | 30~90VDC | 12VDC | 8A | 96W | 74*74*32 | 300G/330G |
| 48/60/72/84VDC-12VDC 10A | 30~90VDC | 12VDC | 10A | 120W | 74*74*32 | 300G/330G |
| 48/60/72/84VDC-12VDC 15A | 30~90VDC | 12VDC | 15A | 180W | 100*80*39 | 500G/550G |
| 48/60/72/84VDC-12VDC 20A | 30~90VDC | 12VDC | 20A | 240W | 100*80*39 | 500G/550G |
| 48/60/72/84VDC-12VDC 20A | 30~90VDC | 12VDC | 20A | 240W | 100*113*35 | 700G/900G |
| 48/60/72/84VDC-12VDC 30A | 30~90VDC | 12VDC | 30A | 360W | 100*113*35 | 700G/900G |
| 48/60/72/84VDC-12VDC 40A | 30~90VDC | 12VDC | 40A | 480W | 160*113*35 | 1500G/2000G |

| 84VDC-12VDC(1~50A) | | | | | | |
|--------------------------|----------------------------|---------------------|--------------------------|-------------------|--------------------|--------------|
| Specification | Input Voltage VDC Range | Output Volts VDC | DC Output Current AMP | Max Power WATT | Size (MM) L*H*W | NW/GW (G) |
| 48/60/72/84VDC-12VDC 1A | 30~90VDC | 12VDC | 1A | 12W | 74*74*32 | 300G/330G |
| 48/60/72/84VDC-12VDC 2A | 40~90VDC | 12VDC | 2A | 24W | 74*74*32 | 300G/330G |
| 48/60/72/84VDC-12VDC 3A | 40~90VDC | 12VDC | 3A | 36W | 74*74*32 | 300G/330G |
| 48/60/72/84VDC-12VDC 4A | 40~90VDC | 12VDC | 4A | 48W | 74*74*32 | 300G/330G |
| 48/60/72/84VDC-12VDC 5A | 40~90VDC | 12VDC | 5A | 60W | 74*74*32 | 300G/330G |
| 48/60/72/84VDC-12VDC 6A | 40~90VDC | 12VDC | 6A | 72W | 74*74*32 | 300G/330G |
| 48/60/72/84VDC-12VDC 8A | 40~90VDC | 12VDC | 8A | 96W | 74*74*32 | 300G/330G |
| 48/60/72/84VDC-12VDC 10A | 30~90VDC | 12VDC | 10A | 120W | 74*74*32 | 300G/330G |
| 48/60/72/84VDC-12VDC 10A | 20~96VDC | 12VDC | 10A | 120W | 74*74*32 | 300G/330G |
| 48/60/72/84VDC-12VDC 15A | 40~90VDC | 12VDC | 15A | 180W | 100*80*39 | 500G/550G |
| 48/60/72/84VDC-12VDC 20A | 40~90VDC | 12VDC | 20A | 240W | 100*80*39 | 500G/550G |
| 48/60/72/84VDC-12VDC 20A | 40~90VDC | 12VDC | 20A | 240W | 100*113*35 | 700G/900G |
| 48/60/72/84VDC-12VDC 30A | 40~90VDC | 12VDC | 30A | 360W | 100*113*35 | 700G/900G |
| 48/60/72/84VDC-12VDC 40A | 40~90VDC | 12VDC | 40A | 480W | 160*113*35 | 1500G/2000G |
| 48/60/72/84VDC-12VDC 50A | 30~90VDC | 12VDC | 50A | 600W | 220*130*50 | 2500G/3000G |

Boost Non Isolate DC DC Converter Model List

| 5VDC-12VDC(1~8A) | | | | | | |
|------------------|----------------------------|---------------------|--------------------------|-------------------|--------------------|--------------|
| Specification | Input Voltage VDC Range | Output Volts VDC | DC Output Current AMP | Max Power WATT | Size (MM) L*H*W | NW/GW (G) |
| 5VDC-12VDC 1A | 5~11VDC | 12VDC | 1A | 12W | 58*40*22 | 100G/125G |
| 5VDC-12VDC 1A | 5~11VDC | 12VDC | 1A | 12W | 66*57*22 | 100G/125G |
| 5VDC-12VDC 2A | 5~11VDC | 12VDC | 2A | 24W | 58*40*22 | 100G/125G |
| 5VDC-12VDC 2A | 5~11VDC | 12VDC | 2A | 24W | 66*57*22 | 100G/125G |

| | | | | | | |
|---------------|---------|-------|----|-----|----------|-----------|
| 5VDC-12VDC 3A | 5~11VDC | 12VDC | 3A | 36W | 58*40*22 | 100G/125G |
| 5VDC-12VDC 3A | 5~11VDC | 12VDC | 3A | 36W | 66*57*22 | 100G/125G |
| 5VDC-12VDC 4A | 5~11VDC | 12VDC | 4A | 48W | 58*40*22 | 100G/125G |
| 5VDC-12VDC 5A | 5~11VDC | 12VDC | 5A | 60W | 74*74*32 | 300G/330G |
| 5VDC-12VDC 6A | 5~11VDC | 12VDC | 6A | 72W | 74*74*32 | 300G/330G |
| 5VDC-12VDC 8A | 5~11VDC | 12VDC | 8A | 96W | 74*74*32 | 300G/330G |

5VDC-15VDC(1~20A)

| Specification | Input Voltage VDC Range | Output Volts VDC | DC Output Current AMP | Max Power WATT | Size (MM) L*H*W | NW/GW (G) |
|----------------|----------------------------|---------------------|--------------------------|-------------------|--------------------|--------------|
| 5VDC-15VDC 1A | 9~14VDC | 15VDC | 1A | 15W | 66*57*22 | 100G/125G |
| 5VDC-15VDC 2A | 9~14VDC | 15VDC | 2A | 30W | 66*57*22 | 100G/125G |
| 5VDC-15VDC 3A | 9~14VDC | 15VDC | 3A | 45W | 66*57*22 | 100G/125G |
| 5VDC-15VDC 4A | 9~14VDC | 15VDC | 4A | 60W | 74*74*32 | 300G/330G |
| 5VDC-15VDC 5A | 9~14VDC | 15VDC | 5A | 75W | 74*74*32 | 300G/330G |
| 5VDC-15VDC 6A | 9~14VDC | 15VDC | 6A | 90W | 74*74*32 | 300G/330G |
| 5VDC-15VDC 8A | 9~14VDC | 15VDC | 8A | 120W | 74*74*32 | 300G/330G |
| 5VDC-15VDC 10A | 9~14VDC | 15VDC | 10A | 150W | 74*74*32 | 300G/330G |
| 5VDC-15VDC 12A | 9~14VDC | 15VDC | 12A | 180W | 74*74*32 | 300G/330G |
| 5VDC-15VDC 15A | 9~14VDC | 15VDC | 15A | 225W | 100*80*39 | 500G/550G |
| 5VDC-15VDC 18A | 10~14VDC | 15VDC | 18A | 270W | 100*80*39 | 500G/550G |
| 5VDC-15VDC 20A | 10~14VDC | 15VDC | 20A | 300W | 100*80*39 | 500G/550G |

6VDC-12VDC(1~20A)

| Specification | Input Voltage VDC Range | Output Volts VDC | DC Output Current AMP | Max Power WATT | Size (MM) L*H*W | NW/GW (G) |
|----------------|----------------------------|---------------------|--------------------------|-------------------|--------------------|--------------|
| 6VDC-12VDC 1A | 5~11VDC | 12VDC | 1A | 12W | 58*40*22 | 100G/125G |
| 6VDC-12VDC 1A | 5~11VDC | 12VDC | 1A | 12W | 66*57*22 | 100G/125G |
| 6VDC-12VDC 2A | 5~11VDC | 12VDC | 2A | 24W | 58*40*22 | 100G/125G |
| 6VDC-12VDC 2A | 5~11VDC | 12VDC | 2A | 24W | 66*57*22 | 100G/125G |
| 6VDC-12VDC 3A | 5~11VDC | 12VDC | 3A | 36W | 58*40*22 | 100G/125G |
| 6VDC-12VDC 3A | 5~11VDC | 12VDC | 3A | 36W | 66*57*22 | 100G/125G |
| 6VDC-12VDC 4A | 5~11VDC | 12VDC | 4A | 48W | 58*40*22 | 100G/125G |
| 6VDC-12VDC 5A | 5~11VDC | 12VDC | 5A | 60W | 74*74*32 | 300G/330G |
| 6VDC-12VDC 6A | 5~11VDC | 12VDC | 6A | 72W | 74*74*32 | 300G/330G |
| 6VDC-12VDC 8A | 5~11VDC | 12VDC | 8A | 96W | 74*74*32 | 300G/330G |
| 6VDC-12VDC 10A | 6~11VDC | 12VDC | 10A | 120W | 74*74*32 | 300G/330G |
| 6VDC-12VDC 12A | 6~11VDC | 12VDC | 12A | 144W | 74*74*32 | 300G/330G |
| 6VDC-12VDC 15A | 6~11VDC | 12VDC | 15A | 180W | 125*105*52 | 1000G/1250G |
| 6VDC-12VDC 20A | 6~11VDC | 12VDC | 20A | 240W | 125*105*52 | 1000G/1250G |

12VDC-13.8VDC(1~12A)

| Specification | Input Voltage VDC Range | Output Volts VDC | DC Output Current AMP | Max Power WATT | Size (MM) L*H*W | NW/GW (G) |
|---------------|----------------------------|---------------------|--------------------------|-------------------|--------------------|--------------|
|---------------|----------------------------|---------------------|--------------------------|-------------------|--------------------|--------------|

| | | | | | | |
|-------------------|---------|---------|-----|--------|----------|-----------|
| 12VDC-13.8VDC 1A | 9~13VDC | 13.8VDC | 1A | 13.8W | 58*40*22 | 100G/125G |
| 12VDC-13.8VDC 1A | 9~13VDC | 13.8VDC | 1A | 13.8W | 66*57*22 | 100G/125G |
| 12VDC-13.8VDC 2A | 9~13VDC | 13.8VDC | 2A | 27.6W | 58*40*22 | 100G/125G |
| 12VDC-13.8VDC 2A | 9~13VDC | 13.8VDC | 2A | 27.6W | 66*57*22 | 100G/125G |
| 12VDC-13.8VDC 3A | 9~13VDC | 13.8VDC | 3A | 41.4W | 58*40*22 | 100G/125G |
| 12VDC-13.8VDC 3A | 9~13VDC | 13.8VDC | 3A | 41.4W | 66*57*22 | 100G/125G |
| 12VDC-13.8VDC 3A | 9~13VDC | 13.8VDC | 3A | 41.4W | 74*74*32 | 300G/330G |
| 12VDC-13.8VDC 4A | 9~13VDC | 13.8VDC | 4A | 55.2W | 58*40*22 | 100G/125G |
| 12VDC-13.8VDC 4A | 9~13VDC | 13.8VDC | 4A | 55.2W | 74*74*32 | 300G/330G |
| 12VDC-13.8VDC 5A | 9~13VDC | 13.8VDC | 5A | 69W | 74*74*32 | 300G/330G |
| 12VDC-13.8VDC 6A | 9~13VDC | 13.8VDC | 6A | 82.8W | 74*74*32 | 300G/330G |
| 12VDC-13.8VDC 8A | 9~13VDC | 13.8VDC | 8A | 100.8W | 74*74*32 | 300G/330G |
| 12VDC-13.8VDC 10A | 9~13VDC | 13.8VDC | 10A | 138W | 74*74*32 | 300G/330G |
| 12VDC-13.8VDC 12A | 9~13VDC | 13.8VDC | 12A | 165.6W | 74*74*32 | 300G/330G |

| 12VDC-15VDC(1~12A) | | | | | | |
|--------------------|----------------------------|---------------------|--------------------------|-------------------|--------------------|--------------|
| Specification | Input Voltage VDC Range | Output Volts VDC | DC Output Current AMP | Max Power WATT | Size (MM) L*H*W | NW/GW (G) |
| 12VDC-15VDC 1A | 9~14VDC | 15VDC | 1A | 15W | 58*40*22 | 100G/125G |
| 12VDC-15VDC 1A | 9~14VDC | 15VDC | 1A | 15W | 66*57*22 | 100G/125G |
| 12VDC-15VDC 2A | 9~14VDC | 15VDC | 2A | 30W | 58*40*22 | 100G/125G |
| 12VDC-15VDC 2A | 9~14VDC | 15VDC | 2A | 30W | 66*57*22 | 100G/125G |
| 12VDC-15VDC 3A | 9~14VDC | 15VDC | 3A | 45W | 58*40*22 | 100G/125G |
| 12VDC-15VDC 3A | 9~14VDC | 15VDC | 3A | 45W | 66*57*22 | 100G/125G |
| 12VDC-15VDC 3A | 9~14VDC | 15VDC | 3A | 45W | 74*74*32 | 300G/330G |
| 12VDC-15VDC 4A | 9~14VDC | 15VDC | 4A | 60W | 58*40*22 | 100G/125G |
| 12VDC-15VDC 4A | 9~14VDC | 15VDC | 4A | 60W | 74*74*32 | 300G/330G |
| 12VDC-15VDC 5A | 9~14VDC | 15VDC | 5A | 75W | 74*74*32 | 300G/330G |
| 12VDC-15VDC 6A | 9~14VDC | 15VDC | 6A | 90W | 74*74*32 | 300G/330G |
| 12VDC-15VDC 8A | 9~14VDC | 15VDC | 8A | 120W | 74*74*32 | 300G/330G |
| 12VDC-15VDC 10A | 9~14VDC | 15VDC | 10A | 150W | 74*74*32 | 300G/330G |
| 12VDC-15VDC 12A | 9~14VDC | 15VDC | 12A | 180W | 74*74*32 | 300G/330G |

| 12VDC-19VDC (1~20A) | | | | | | |
|---------------------|----------------------------|---------------------|--------------------------|-------------------|--------------------|--------------|
| Specification | Input Voltage VDC Range | Output Volts VDC | DC Output Current AMP | Max Power WATT | Size (MM) L*H*W | NW/GW (G) |
| 12VDC-19VDC 1A | 9~16VDC | 19VDC | 1A | 19W | 66*57*22 | 100G/125G |
| 12VDC-19VDC 2A | 9~14VDC | 19VDC | 2A | 38W | 66*57*22 | 100G/125G |
| 12VDC-19VDC 3A | 9~16VDC | 19VDC | 3A | 57W | 66*57*22 | 100G/125G |
| 12VDC-19VDC 4A | 9~16VDC | 19VDC | 4A | 76W | 74*74*32 | 300G/330G |
| 12VDC-19VDC 5A | 9~16VDC | 19VDC | 5A | 95W | 74*74*32 | 300G/330G |
| 12VDC-19VDC 6A | 9~16VDC | 19VDC | 6A | 114W | 74*74*32 | 300G/330G |
| 12VDC-19VDC 8A | 9~16VDC | 19VDC | 8A | 152W | 74*74*32 | 300G/330G |
| 12VDC-19VDC 10A | 9~16VDC | 19VDC | 10A | 190W | 74*74*32 | 300G/330G |

| | | | | | | |
|-----------------|----------|-------|-----|------|-----------|-----------|
| 12VDC-19VDC 12A | 9~16VDC | 19VDC | 12A | 228W | 74*74*32 | 300G/330G |
| 12VDC-19VDC 15A | 10~15VDC | 19VDC | 15A | 285W | 100*80*39 | 500G/550G |
| 12VDC-19VDC 18A | 10~15VDC | 19VDC | 18A | 342W | 100*80*39 | 500G/550G |
| 12VDC-19VDC 20A | 10~15VDC | 19VDC | 20A | 380W | 100*80*39 | 500G/550G |

| 12VDC-24VDC (1~100A) | | | | | | |
|----------------------|----------------------------|---------------------|--------------------------|-------------------|--------------------|--------------|
| Specification | Input Voltage VDC Range | Output Volts VDC | DC Output Current AMP | Max Power WATT | Size (MM) L*H*W | NW/GW (G) |
| 12VDC-24VDC 1A | 9~20VDC | 24VDC | 1A | 24W | 58*40*22 | 100G/125G |
| 12VDC-24VDC 1A | 9~20VDC | 24VDC | 1A | 24W | 66*57*22 | 100G/125G |
| 12VDC-24VDC 2A | 9~20VDC | 24VDC | 2A | 48W | 58*40*22 | 100G/125G |
| 12VDC-24VDC 2A | 9~20VDC | 24VDC | 2A | 48W | 66*57*22 | 100G/125G |
| 12VDC-24VDC 3A | 9~20VDC | 24VDC | 3A | 72W | 58*40*22 | 100G/125G |
| 12VDC-24VDC 3A | 9~20VDC | 24VDC | 3A | 72W | 66*57*22 | 100G/125G |
| 12VDC-24VDC 3A | 9~20VDC | 24VDC | 3A | 72W | 74*74*32 | 300G/330G |
| 12VDC-24VDC 4A | 9~20VDC | 24VDC | 4A | 96W | 58*40*22 | 100G/125G |
| 12VDC-24VDC 4A | 9~20VDC | 24VDC | 4A | 96W | 74*74*32 | 300G/330G |
| 12VDC-24VDC 5A | 9~20VDC | 24VDC | 5A | 120W | 74*74*32 | 300G/330G |
| 12VDC-24VDC 6A | 9~20VDC | 24VDC | 6A | 144W | 74*74*32 | 300G/330G |
| 12VDC-24VDC 8A | 9~20VDC | 24VDC | 8A | 192W | 74*74*32 | 300G/330G |
| 12VDC-24VDC 10A | 9~20VDC | 24VDC | 10A | 240W | 74*74*32 | 300G/330G |
| 12VDC-24VDC 12A | 9~20VDC | 24VDC | 12A | 288W | 74*74*32 | 300G/330G |
| 12VDC-24VDC 15A | 10~15VDC | 24VDC | 15A | 360W | 100*80*39 | 500G/550G |
| 12VDC-24VDC 18A | 10~15VDC | 24VDC | 18A | 432W | 100*80*39 | 500G/550G |
| 12VDC-24VDC 20A | 10~15VDC | 24VDC | 20A | 480W | 100*80*39 | 500G/550G |
| 12VDC-24VDC 30A | 10~15VDC | 24VDC | 30A | 720W | 150*127*63 | 1600G/1800G |
| 12VDC-24VDC 40A | 10~15VDC | 24VDC | 40A | 960W | 180*127*63 | 1800G/2000G |
| 12VDC-24VDC 50A | 10~15VDC | 24VDC | 50A | 1200W | 220*127*63 | 2500G/3000G |
| 12VDC-24VDC 60A | 10~15VDC | 24VDC | 60A | 1440W | 220*130*50 | 2500G/3000G |
| 12VDC-24VDC 80A | 10~15VDC | 24VDC | 80A | 1920W | 300*198*80 | 6000G/7000G |
| 12VDC-24VDC 100A | 10~15VDC | 24VDC | 100A | 2400W | 300*198*80 | 6000G/7000G |

| 12VDC-28VDC (1~100A) | | | | | | |
|----------------------|----------------------------|---------------------|--------------------------|-------------------|--------------------|--------------|
| Specification | Input Voltage VDC Range | Output Volts VDC | DC Output Current AMP | Max Power WATT | Size (MM) L*H*W | NW/GW (G) |
| 12VDC-28VDC 1A | 9~16VDC | 28VDC | 1A | 28W | 66*57*22 | 100G/125G |
| 12VDC-28VDC 2A | 9~16VDC | 28VDC | 2A | 56W | 66*57*22 | 100G/125G |
| 12VDC-28VDC 3A | 9~16VDC | 28VDC | 3A | 84W | 66*57*22 | 100G/125G |
| 12VDC-28VDC 4A | 9~16VDC | 28VDC | 4A | 112W | 74*74*32 | 300G/330G |
| 12VDC-28VDC 5A | 9~16VDC | 28VDC | 5A | 140W | 74*74*32 | 300G/330G |
| 12VDC-28VDC 6A | 9~16VDC | 28VDC | 6A | 168W | 74*74*32 | 300G/330G |
| 12VDC-28VDC 8A | 9~16VDC | 28VDC | 8A | 224W | 74*74*32 | 300G/330G |
| 12VDC-28VDC 10A | 9~16VDC | 28VDC | 10A | 280W | 74*74*32 | 300G/330G |
| 12VDC-28VDC 15A | 10~15VDC | 28VDC | 15A | 420W | 100*80*39 | 500G/550G |

| | | | | | | |
|------------------|----------|-------|------|-------|------------|-------------|
| 12VDC-28VDC 20A | 10~15VDC | 28VDC | 20A | 560W | 150*127*63 | 1600G/1800G |
| 12VDC-28VDC 25A | 10~15VDC | 28VDC | 25A | 700W | 180*127*63 | 1800G/2000G |
| 12VDC-28VDC 30A | 10~15VDC | 28VDC | 30A | 840W | 180*127*63 | 1800G/2000G |
| 12VDC-28VDC 40A | 10~15VDC | 28VDC | 40A | 1120W | 220*127*63 | 2500G/3000G |
| 12VDC-28VDC 50A | 10~15VDC | 28VDC | 50A | 1440W | 220*127*63 | 2500G/3000G |
| 12VDC-28VDC 60A | 10~15VDC | 28VDC | 60A | 1680W | 220*156*65 | 3700G/4500G |
| 12VDC-28VDC 80A | 10~15VDC | 28VDC | 80A | 2240W | 280*150*65 | 3000G/3200G |
| 12VDC-28VDC 100A | 10~15VDC | 28VDC | 100A | 2800W | 300*195*90 | 6000G/7000G |
| 12VDC-28VDC 150A | 10~15VDC | 28VDC | 150A | 4200W | 320*156*65 | 6000G/7000G |

12VDC-36VDC (1~40A)

| Specification | Input Voltage VDC Range | Output Volts VDC | DC Output Current AMP | Max Power WATT | Size (MM) L*H*W | NW/GW (G) |
|-----------------|----------------------------|---------------------|--------------------------|-------------------|--------------------|--------------|
| 12VDC-36VDC 1A | 10~15VDC | 36VDC | 1A | 36W | 66*57*22 | 100G/125G |
| 12VDC-36VDC 1A | 9~20VDC | 36VDC | 1A | 36W | 74*74*32 | 300G/330G |
| 12VDC-36VDC 2A | 10~15VDC | 36VDC | 2A | 72W | 66*57*22 | 100G/125G |
| 12VDC-36VDC 2A | 9~20VDC | 36VDC | 2A | 72W | 74*74*32 | 300G/330G |
| 12VDC-36VDC 3A | 9~20VDC | 36VDC | 3A | 108W | 74*74*32 | 300G/330G |
| 12VDC-36VDC 4A | 9~20VDC | 36VDC | 4A | 144W | 74*74*32 | 300G/330G |
| 12VDC-36VDC 5A | 9~20VDC | 36VDC | 5A | 180W | 74*74*32 | 300G/330G |
| 12VDC-36VDC 6A | 9~20VDC | 36VDC | 6A | 216W | 74*74*32 | 300G/330G |
| 12VDC-36VDC 8A | 9~20VDC | 36VDC | 8A | 288W | 74*74*32 | 300G/330G |
| 12VDC-36VDC 10A | 10~15VDC | 36VDC | 10A | 360W | 100*80*39 | 500G/550G |
| 12VDC-36VDC 20A | 10~15VDC | 36VDC | 20A | 720W | 150*127*63 | 1600G/1800G |
| 12VDC-36VDC 30A | 10~15VDC | 36VDC | 30A | 1080W | 220*127*63 | 2500G/3000G |
| 12VDC-36VDC 40A | 10~25VDC | 36VDC | 40A | 1440W | 220*127*63 | 2500G/3000G |

12VDC-48VDC (1~40A)

| Specification | Input Voltage VDC Range | Output Volts VDC | DC Output Current AMP | Max Power WATT | Size (MM) L*H*W | NW/GW (G) |
|-----------------|----------------------------|---------------------|--------------------------|-------------------|--------------------|--------------|
| 12VDC-48VDC 1A | 10~20VDC | 48VDC | 1A | 48W | 74*74*32 | 300G/330G |
| 12VDC-48VDC 2A | 10~20VDC | 48VDC | 2A | 96W | 74*74*32 | 300G/330G |
| 12VDC-48VDC 3A | 10~20VDC | 48VDC | 3A | 144W | 74*74*32 | 300G/330G |
| 12VDC-48VDC 4A | 10~20VDC | 48VDC | 4A | 192W | 74*74*32 | 300G/330G |
| 12VDC-48VDC 5A | 10~20VDC | 48VDC | 5A | 240W | 74*74*32 | 300G/330G |
| 12VDC-48VDC 6A | 10~20VDC | 48VDC | 6A | 288W | 74*74*32 | 300G/330G |
| 12VDC-48VDC 8A | 10~16VDC | 48VDC | 8A | 384W | 125*105*52 | 1000G/1250G |
| 12VDC-48VDC 8A | 10~16VDC | 48VDC | 8A | 384W | 100*113*35 | 700G/900G |
| 12VDC-48VDC 10A | 10~16VDC | 48VDC | 10A | 480W | 125*105*52 | 1000G/1250G |
| 12VDC-48VDC 10A | 10~16VDC | 48VDC | 10A | 480W | 100*113*35 | 700G/900G |
| 12VDC-48VDC 15A | 10~16VDC | 48VDC | 15A | 720W | 150*127*63 | 1600G/1800G |
| 12VDC-48VDC 20A | 10~16VDC | 48VDC | 20A | 960W | 220*127*63 | 2500G/3000G |
| 12VDC-48VDC 30A | 10~16VDC | 48VDC | 30A | 1440W | 220*127*63 | 2500G/3000G |
| 12VDC-48VDC 40A | 10~16VDC | 48VDC | 40A | 1920W | 220*156*65 | 3700G/4500G |

12VDC-56VDC/56.4VDC (1~8A)

| Specification | Input Voltage VDC Range | Output Volts VDC | DC Output Current AMP | Max Power WATT | Size (MM) L*H*W | NW/GW (G) |
|-------------------|----------------------------|---------------------|--------------------------|-------------------|--------------------|--------------|
| 12VDC-56VDC 1A | 10~20VDC | 56VDC | 1A | 56W | 74*74*32 | 300G/330G |
| 12VDC-56VDC 2A | 10~20VDC | 56VDC | 2A | 112W | 74*74*32 | 300G/330G |
| 12VDC-56VDC 3A | 10~20VDC | 56VDC | 3A | 168W | 74*74*32 | 300G/330G |
| 12VDC-56VDC 4A | 10~20VDC | 56VDC | 4A | 224W | 74*74*32 | 300G/330G |
| 12VDC-56VDC 5A | 10~20VDC | 56VDC | 5A | 280W | 125*105*52 | 1000G/1250G |
| 12VDC-56VDC 6A | 10~20VDC | 56VDC | 6A | 336W | 125*105*52 | 1000G/1250G |
| 12VDC-56VDC 8A | 10~20VDC | 56VDC | 8A | 448W | 125*105*52 | 1000G/1250G |
| 12VDC-56.4VDC 20A | 10~16VDC | 56.4VDC | 20A | 1128W | 220*130*50 | 2500G/3000G |
| 12VDC-56.4VDC 30A | 10~16VDC | 56.4VDC | 30A | 1692W | 220*156*65 | 3700G/4500G |

12VDC-60VDC (1~3A)

| Specification | Input Voltage VDC Range | Output Volts VDC | DC Output Current AMP | Max Power WATT | Size (MM) L*H*W | NW/GW (G) |
|----------------|----------------------------|---------------------|--------------------------|-------------------|--------------------|--------------|
| 12VDC-60VDC 1A | 10~20VDC | 60VDC | 1A | 60W | 74*74*32 | 300G/330G |
| 12VDC-60VDC 2A | 10~20VDC | 60VDC | 2A | 120W | 74*74*32 | 300G/330G |
| 12VDC-60VDC 3A | 10~20VDC | 60VDC | 3A | 180W | 74*74*32 | 300G/330G |

24VDC-48VDC (1~60A)

| Specification | Input Voltage VDC Range | Output Volts VDC | DC Output Current AMP | Max Power WATT | Size (MM) L*H*W | NW/GW (G) |
|-----------------|----------------------------|---------------------|--------------------------|-------------------|--------------------|--------------|
| 24VDC-48VDC 1A | 15~30VDC | 48VDC | 1A | 48W | 74*74*32 | 300G/330G |
| 24VDC-48VDC 2A | 15~30VDC | 48VDC | 2A | 96W | 74*74*32 | 300G/330G |
| 24VDC-48VDC 3A | 15~30VDC | 48VDC | 3A | 144W | 74*74*32 | 300G/330G |
| 24VDC-48VDC 4A | 15~30VDC | 48VDC | 4A | 192W | 74*74*32 | 300G/330G |
| 24VDC-48VDC 5A | 15~30VDC | 48VDC | 5A | 240W | 74*74*32 | 300G/330G |
| 24VDC-48VDC 6A | 15~30VDC | 48VDC | 6A | 288W | 74*74*32 | 300G/330G |
| 24VDC-48VDC 8A | 20~40VDC | 48VDC | 8A | 384W | 100*80*39 | 500G/550G |
| 24VDC-48VDC 10A | 20~40VDC | 48VDC | 10A | 480W | 100*80*39 | 500G/550G |
| 24VDC-48VDC 12A | 20~40VDC | 48VDC | 12A | 576W | 100*80*39 | 500G/550G |
| 24VDC-48VDC 15A | 20~40VDC | 48VDC | 15A | 720W | 100*80*39 | 500G/550G |
| 24VDC-48VDC 20A | 20~40VDC | 48VDC | 20A | 960W | 100*80*39 | 500G/550G |
| 24VDC-48VDC 30A | 20~40VDC | 48VDC | 30A | 1440W | 150*127*63 | 1600G/1800G |
| 24VDC-48VDC 40A | 20~40VDC | 48VDC | 40A | 1920W | 220*127*63 | 2500G/3000G |
| 24VDC-48VDC 50A | 20~40VDC | 48VDC | 50A | 2400W | 300*127*63 | 3500G/4000G |
| 24VDC-48VDC 60A | 20~40VDC | 48VDC | 60A | 2880W | 300*127*63 | 3500G/4000G |

24VDC-72VDC (1~40A)

| Specification | Input Voltage VDC Range | Output Volts VDC | DC Output Current AMP | Max Power WATT | Size (MM) L*H*W | NW/GW (G) |
|----------------|----------------------------|---------------------|--------------------------|-------------------|--------------------|--------------|
| 24VDC-72VDC 1A | 15~30VDC | 72VDC | 1A | 72W | 100*113*35 | 700G/900G |
| 24VDC-72VDC 2A | 15~30VDC | 72VDC | 2A | 144W | 100*113*35 | 700G/900G |

| | | | | | | |
|-----------------|----------|-------|-----|-------|------------|-------------|
| 24VDC-72VDC 3A | 15~30VDC | 72VDC | 3A | 216W | 100*113*35 | 700G/900G |
| 24VDC-72VDC 4A | 15~30VDC | 72VDC | 4A | 288W | 100*113*35 | 700G/900G |
| 24VDC-72VDC 5A | 15~30VDC | 72VDC | 5A | 360W | 100*113*35 | 700G/900G |
| 24VDC-72VDC 20A | 15~30VDC | 72VDC | 20A | 1440W | 220*156*65 | 3700G/4500G |
| 24VDC-72VDC 30A | 15~30VDC | 72VDC | 30A | 2160W | 220*156*65 | 3700G/4500G |
| 24VDC-72VDC 40A | 15~30VDC | 72VDC | 40A | 2880W | 300*195*90 | 6000G/7000G |

48VDC-72VDC (30~45A)

| Specification | Input Voltage VDC Range | Output Volts VDC | DC Output Current AMP | Max Power WATT | Size (MM) L*H*W | NW/GW (G) |
|-----------------|----------------------------|---------------------|--------------------------|-------------------|--------------------|--------------|
| 48VDC-72VDC 30A | 40~60VDC | 72VDC | 30A | 2160W | 220*130*50 | 2500G/3000G |
| 48VDC-72VDC 40A | 40~60VDC | 72VDC | 40A | 2880W | 220*156*65 | 3700G/4500G |
| 48VDC-72VDC 45A | 40~60VDC | 72VDC | 45A | 3240W | 220*156*65 | 3700G/4500G |

(6~20VDC)12VDC-12VDC(1~30A)

| Specification | Input Voltage VDC Range | Output Volts VDC | DC Output Current AMP | Max Power WATT | Size (MM) L*H*W | NW/GW (G) |
|-----------------|----------------------------|---------------------|--------------------------|-------------------|--------------------|--------------|
| 12VDC-12VDC 1A | 6~20VDC | 12VDC | 1A | 12W | 58*40*22 | 100G/125G |
| 12VDC-12VDC 2A | 6~20VDC | 12VDC | 2A | 24W | 58*40*22 | 100G/125G |
| 12VDC-12VDC 3A | 6~20VDC | 12VDC | 3A | 36W | 58*40*22 | 100G/125G |
| 12VDC-12VDC 3A | 6~20VDC | 12VDC | 3A | 36W | 74*74*32 | 300G/330G |
| 12VDC-12VDC 4A | 6~20VDC | 12VDC | 4A | 48W | 74*74*32 | 300G/330G |
| 12VDC-12VDC 5A | 6~20VDC | 12VDC | 5A | 60W | 74*74*32 | 300G/330G |
| 12VDC-12VDC 6A | 6~20VDC | 12VDC | 6A | 72W | 74*74*32 | 300G/330G |
| 12VDC-12VDC 8A | 6~20VDC | 12VDC | 8A | 96W | 74*74*32 | 300G/330G |
| 12VDC-12VDC 10A | 6~20VDC | 12VDC | 10A | 120W | 74*74*32 | 300G/330G |
| 12VDC-12VDC 12A | 6~20VDC | 12VDC | 12A | 144W | 74*74*32 | 300G/330G |

Boost & Step Down Non Isolate DC DC Converter Model List

(8~40VDC)12VDC/24VDC-12VDC(1~30A)

| Specification | Input Voltage VDC Range | Output Volts VDC | DC Output Current AMP | Max Power WATT | Size (MM) L*H*W | NW/GW (G) |
|-----------------------|----------------------------|---------------------|--------------------------|-------------------|--------------------|--------------|
| 12VDC/24VDC-12VDC 1A | 8~40VDC | 12VDC | 1A | 12W | 66*57*22 | 100G/125G |
| 12VDC/24VDC-12VDC 2A | 8~40VDC | 12VDC | 2A | 24W | 66*57*22 | 100G/125G |
| 12VDC/24VDC-12VDC 3A | 8~40VDC | 12VDC | 3A | 36W | 66*57*22 | 100G/125G |
| 12VDC/24VDC-12VDC 5A | 8~40VDC | 12VDC | 5A | 60W | 74*74*32 | 300G/330G |
| 12VDC/24VDC-12VDC 10A | 8~40VDC | 12VDC | 10A | 120W | 74*74*32 | 300G/330G |
| 12VDC/24VDC-12VDC 15A | 8~40VDC | 12VDC | 15A | 180W | 100*80*38 | 500G/550G |
| 12VDC/24VDC-12VDC 20A | 8~40VDC | 12VDC | 20A | 240W | 100*80*38 | 500G/550G |
| 12VDC/24VDC-12VDC 25A | 8~40VDC | 12VDC | 25A | 300W | 100*80*38 | 500G/550G |
| 12VDC/24VDC-12VDC 30A | 8~40VDC | 12VDC | 30A | 360W | 220*130*50 | 2500G/3000G |

(9~36VDC)12VDC/24VDC-12.6VDC(1~20A) ---Lithium Battery Charging

| Specification | Input Voltage VDC Range | Output Volts VDC | DC Output Current AMP | Max Power WATT | Size (MM) L*H*W | NW/GW (G) |
|-------------------------|----------------------------|---------------------|--------------------------|-------------------|--------------------|--------------|
| 12VDC/24VDC-12.6VDC 3A | 9~36VDC | 12.6VDC | 3A | 12.6W | 74*74*32 | 300G/330G |
| 12VDC/24VDC-12.6VDC 5A | 9~36VDC | 12.6VDC | 5A | 63W | 74*74*32 | 300G/330G |
| 12VDC/24VDC-12.6VDC 6A | 9~36VDC | 12.6VDC | 6A | 75.6W | 74*74*32 | 300G/330G |
| 12VDC/24VDC-12.6VDC 8A | 9~36VDC | 12.6VDC | 8A | 100.8W | 74*74*32 | 300G/330G |
| 12VDC/24VDC-12.6VDC 10A | 9~36VDC | 12.6VDC | 10A | 126W | 74*74*32 | 300G/330G |
| 12VDC/24VDC-12.6VDC 20A | 9~36VDC | 12.6VDC | 20A | 252W | 100*80*38 | 500G/550G |

(6~20VDC)12VDC-13.8VDC(1~30A)

| Specification | Input Voltage VDC Range | Output Volts VDC | DC Output Current AMP | Max Power WATT | Size (MM) L*H*W | NW/GW (G) |
|-------------------|----------------------------|---------------------|--------------------------|-------------------|--------------------|--------------|
| 12VDC-13.8VDC 1A | 6~20VDC | 13.8VDC | 1A | 13.8W | 58*40*22 | 100G/125G |
| 12VDC-13.8VDC 2A | 6~20VDC | 13.8VDC | 2A | 27.6W | 58*40*22 | 100G/125G |
| 12VDC-13.8VDC 3A | 6~20VDC | 13.8VDC | 3A | 41.4W | 58*40*22 | 100G/125G |
| 12VDC-13.8VDC 3A | 6~20VDC | 13.8VDC | 3A | 41.4W | 74*74*32 | 300G/330G |
| 12VDC-13.8VDC 4A | 6~20VDC | 13.8VDC | 4A | 55.2W | 74*74*32 | 300G/330G |
| 12VDC-13.8VDC 5A | 6~20VDC | 13.8VDC | 5A | 69W | 74*74*32 | 300G/330G |
| 12VDC-13.8VDC 6A | 6~20VDC | 13.8VDC | 6A | 110.4W | 74*74*32 | 300G/330G |
| 12VDC-13.8VDC 8A | 6~20VDC | 13.8VDC | 8A | 110.4W | 74*74*32 | 300G/330G |
| 12VDC-13.8VDC 10A | 6~20VDC | 13.8VDC | 10A | 138W | 74*74*32 | 300G/330G |
| 12VDC-13.8VDC 12A | 6~20VDC | 12VDC | 12A | 165.6W | 74*74*32 | 300G/330G |

(8~40VDC)12VDC/24VDC-13.8VDC(1~30A)

| Specification | Input Voltage VDC Range | Output Volts VDC | DC Output Current AMP | Max Power WATT | Size (MM) L*H*W | NW/GW (G) |
|-------------------------|----------------------------|---------------------|--------------------------|-------------------|--------------------|--------------|
| 12VDC/24VDC-13.8VDC 1A | 8~40VDC | 13.8VDC | 1A | 13.8W | 66*57*22 | 100G/125G |
| 12VDC/24VDC-13.8VDC 2A | 8~40VDC | 13.8VDC | 2A | 27.6W | 66*57*22 | 100G/125G |
| 12VDC/24VDC-13.8VDC 3A | 8~40VDC | 13.8VDC | 3A | 41.4W | 66*57*22 | 100G/125G |
| 12VDC/24VDC-13.8VDC 5A | 8~40VDC | 13.8VDC | 5A | 69W | 74*74*32 | 300G/330G |
| 12VDC/24VDC-13.8VDC 10A | 8~40VDC | 13.8VDC | 10A | 120W | 74*74*32 | 300G/330G |
| 12VDC/24VDC-13.8VDC 15A | 8~40VDC | 13.8VDC | 15A | 207W | 100*80*38 | 500G/550G |
| 12VDC/24VDC-13.8VDC 20A | 8~40VDC | 13.8VDC | 20A | 276W | 100*80*38 | 500G/550G |
| 12VDC/24VDC-13.8VDC 25A | 8~40VDC | 13.8VDC | 25A | 345W | 100*80*38 | 500G/550G |
| 12VDC/24VDC-13.8VDC 30A | 8~40VDC | 13.8VDC | 30A | 414W | 220*130*50 | 2500G/3000G |

(8~36VDC)12VDC/24VDC-13.8VDC(8A & 20A) Battery Charging

| Specification | Input Voltage VDC Range | Output Volts VDC | DC Output Current AMP | Max Power WATT | Size (MM) L*H*W | NW/GW (G) |
|-------------------------|----------------------------|---------------------|--------------------------|-------------------|--------------------|--------------|
| 12VDC/24VDC-13.8VDC 8A | 8~36VDC | 13.8VDC | 8A | 110.4W | 74*74*32 | 300G/330G |
| 12VDC/24VDC-13.8VDC 20A | 8~36VDC | 13.8VDC | 20A | 276W | 100*80*38 | 500G/550G |

(8~30VDC)12VDC/24VDC-14.6VDC(3A 8A 12A) Battery Charging

| Specification | Input Voltage VDC Range | Output Volts VDC | DC Output Current AMP | Max Power WATT | Size (MM) L*H*W | NW/GW (G) |
|-------------------------|----------------------------|---------------------|--------------------------|-------------------|--------------------|--------------|
| 12VDC/24VDC-14.6VDC 3A | 8~30VDC | 14.6VDC | 3A | 43.8W | 78*56*22 | 700G/1200G |
| 12VDC/24VDC-14.6VDC 8A | 8~30VDC | 14.6VDC | 8A | 116.8W | 118*80*28 | 1500G/2000G |
| 12VDC/24VDC-14.6VDC 12A | 8~30VDC | 14.6VDC | 12A | 175.2W | 180*118*39 | 2000G/2500G |

(9~36VDC)12VDC/24VDC-19VDC(1~15A)

| Specification | Input Voltage VDC Range | Output Volts VDC | DC Output Current AMP | Max Power WATT | Size (MM) L*H*W | NW/GW (G) |
|-----------------------|----------------------------|---------------------|--------------------------|-------------------|--------------------|--------------|
| 12VDC/24VDC-19VDC 1A | 9~36VDC | 19VDC | 1A | 19W | 58*40*22 | 100G/125G |
| 12VDC/24VDC-19VDC 2A | 9~36VDC | 19VDC | 2A | 38W | 66*57*22 | 100G/125G |
| 12VDC/24VDC-19VDC 3A | 9~36VDC | 19VDC | 3A | 57W | 66*57*22 | 100G/125G |
| 12VDC/24VDC-19VDC 3A | 9~36VDC | 19VDC | 3A | 57W | 74*74*32 | 300G/330G |
| 12VDC/24VDC-19VDC 5A | 9~36VDC | 19VDC | 5A | 95W | 74*74*32 | 300G/330G |
| 12VDC/24VDC-19VDC 6A | 9~36VDC | 19VDC | 6A | 114W | 74*74*32 | 300G/330G |
| 12VDC/24VDC-19VDC 8A | 9~36VDC | 19VDC | 8A | 152W | 74*74*32 | 300G/330G |
| 12VDC/24VDC-19VDC 10A | 9~36VDC | 19VDC | 10A | 190W | 100*80*38 | 500G/550G |
| 12VDC/24VDC-19VDC 15A | 9~36VDC | 19VDC | 15A | 285W | 100*80*38 | 500G/550G |

(8~40VDC)12VDC/24VDC-24VDC(1~20A)

| Specification | Input Voltage VDC Range | Output Volts VDC | DC Output Current AMP | Max Power WATT | Size (MM) L*H*W | NW/GW (G) |
|-----------------------|----------------------------|---------------------|--------------------------|-------------------|--------------------|--------------|
| 12VDC/24VDC-24VDC 1A | 8~40VDC | 24VDC | 1A | 24W | 58*40*22 | 100G/125G |
| 12VDC/24VDC-24VDC 2A | 8~40VDC | 24VDC | 2A | 48W | 66*57*22 | 100G/125G |
| 12VDC/24VDC-24VDC 3A | 8~40VDC | 24VDC | 3A | 72W | 66*57*22 | 100G/125G |
| 12VDC/24VDC-24VDC 3A | 8~40VDC | 24VDC | 3A | 72W | 74*74*32 | 300G/330G |
| 12VDC/24VDC-24VDC 5A | 8~40VDC | 24VDC | 5A | 120W | 74*74*32 | 300G/330G |
| 12VDC/24VDC-24VDC 6A | 8~40VDC | 24VDC | 6A | 144W | 74*74*32 | 300G/330G |
| 12VDC/24VDC-24VDC 8A | 8~40VDC | 24VDC | 8A | 192W | 74*74*32 | 300G/330G |
| 12VDC/24VDC-24VDC 10A | 8~40VDC | 24VDC | 10A | 240W | 100*80*38 | 500G/550G |
| 12VDC/24VDC-24VDC 15A | 8~40VDC | 24VDC | 15A | 360W | 100*80*38 | 500G/550G |

(18~36VDC)24VDC-24VDC(1~20A)

| Specification | Input Voltage VDC Range | Output Volts VDC | DC Output Current AMP | Max Power WATT | Size (MM) L*H*W | NW/GW (G) |
|-----------------|----------------------------|---------------------|--------------------------|-------------------|--------------------|--------------|
| 24VDC-24VDC 1A | 18~36VDC | 24VDC | 1A | 24W | 58*40*22 | 100G/125G |
| 24VDC-24VDC 2A | 18~36VDC | 24VDC | 2A | 48W | 66*57*22 | 100G/125G |
| 24VDC-24VDC 3A | 18~36VDC | 24VDC | 3A | 72W | 66*57*22 | 100G/125G |
| 24VDC-24VDC 5A | 18~36VDC | 24VDC | 5A | 120W | 74*74*32 | 300G/330G |
| 24VDC-24VDC 6A | 18~36VDC | 24VDC | 6A | 144W | 74*74*32 | 300G/330G |
| 24VDC-24VDC 8A | 18~36VDC | 24VDC | 8A | 192W | 74*74*32 | 300G/330G |
| 24VDC-24VDC 10A | 18~36VDC | 24VDC | 10A | 240W | 74*74*32 | 300G/330G |
| 24VDC-24VDC 12A | 18~36VDC | 24VDC | 12A | 144W | 100*80*38 | 500G/550G |

| | | | | | | |
|-----------------|----------|-------|-----|------|------------|-------------|
| 24VDC-24VDC 15A | 18~36VDC | 24VDC | 15A | 360W | 100*80*38 | 500G/550G |
| 24VDC-24VDC 20A | 18~36VDC | 24VDC | 20A | 480W | 125*105*52 | 1000G/1250G |

(9~36VDC & 18~36VDC)12/24VDC-27VDC 8A &20A) Lithium Battery Charging

| Specification | Input Voltage VDC Range | Output Volts VDC | DC Output Current AMP | Max Power WATT | Size (MM) L*H*W | NW/GW (G) |
|----------------------|----------------------------|---------------------|--------------------------|-------------------|--------------------|--------------|
| 12VDC/24VDC-27VDC 8A | 9~36VDC | 27VDC | 8A | 216W | 100*80*38 | 550G/600G |
| 24VDC-27VDC 20A | 18~36VDC | 27VDC | 20A | 540W | 100*80*38 | 550G/600G |

(9~36VDC & 18~36VDC)12/24VDC-28VDC 8A &20A) Battery Charging

| Specification | Input Voltage VDC Range | Output Volts VDC | DC Output Current AMP | Max Power WATT | Size (MM) L*H*W | NW/GW (G) |
|----------------------|----------------------------|---------------------|--------------------------|-------------------|--------------------|--------------|
| 12VDC/24VDC-28VDC 8A | 9~36VDC | 28VDC | 8A | 216W | 100*80*38 | 550G/600G |
| 24VDC-28VDC 20A | 18~36VDC | 28VDC | 20A | 560W | 100*80*38 | 550G/600G |

04



Non Standard Customized

IDEALPLUSING



DC DC Converter

Non Standard Customized

Wire length can be customized




Wire interface can be customized



Wire diameter and length can be customized



Any model can be customized



Customized products need to be tested on an aging test bench before they can be shipped.

Different shell customization



05

Product Wiring

IDEALPLUSING

DC DC Converter

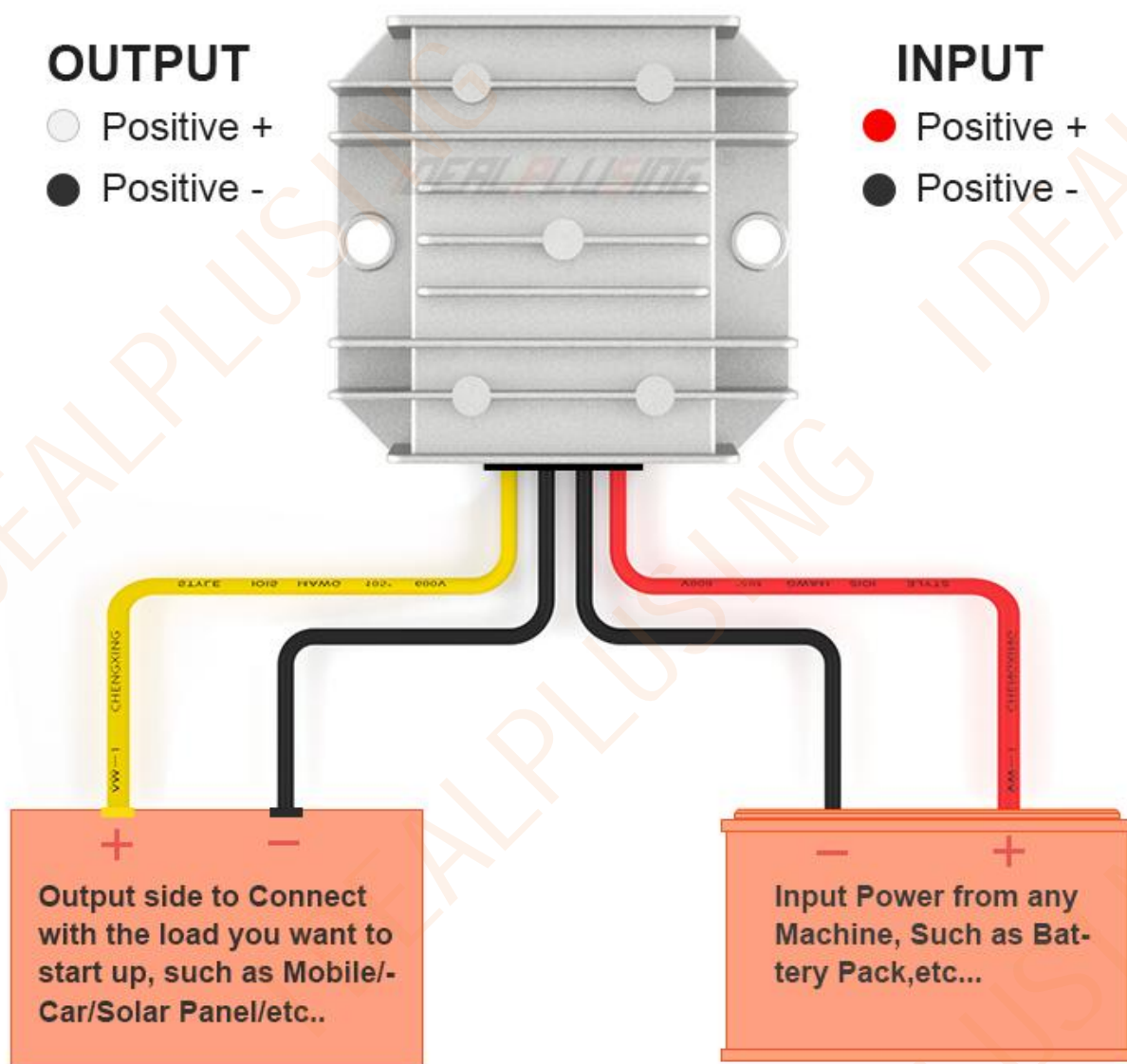
Product Wiring

OUTPUT

- Positive +
- Positive -

INPUT

- Positive +
- Positive -



Notice:

1. Please provide the exact voltage of converter that the electrical appliance require.
2. Power should not be greater than the power that the converter can withstand.
3. The output positive and negative poles can not be connected with each other.

Notice:

1. The voltage fluctuation range of the power supply should not exceed the voltage range that the converter can withstand.
2. The power of the power supply must be greater than the power required for the use of electrical appliances.
3. Input positive and negative poles can not be reversed!

06

Packaging and Shipping

IDEALPLUSING

DC DC Converter

Packaging and Shipping



Single packing



Land transportation



Air transport (No magnet/Lithium free battery)



Carton packaging



Ocean shipping (Shock and moisture resistance)

IPS

Mobile/WhatsApp: +86-18928830209

Tel: +86-20-89282095 **Email:** info@idealplusing.com

Website: www.idealplusing.com www.azyps.com

www.idealpowersupply.com www.ybyps.com www.jmhvpower.com.com

Office address: 1st Floor, Building 1, No. 85 Gaopu Road, Tianhe District, Guangzhou



WhatsApp



Wechat

IDEALPLUSING®